



# New Haven Unified School District



BUDGET  
OVERVIEW  
AT  
FIRST INTERIM  
*Fiscal Year: 2008-2009*



*Presented: December 16, 2008*

# Our Mission

The mission of the New Haven Unified School District, a partnership of students, families, staff, and our richly diverse community, is to develop and empower EVERY student to a productive, responsible and successful global citizen by creating an exemplary, inclusive educational system characterized by a safe, caring learning environment and a challenging, comprehensive curriculum that ensures academic proficiency.

# Focus of Discussion

- What is happening in Sacramento
- Comparison of 2008-09 Budget from Adopted to First Interim
- First Interim Report
- Multi-Year Forecast
- Next Steps

# What is Happening in Sacramento

- COLA increased to 5.66%
- Deficit Reduction Reduced to 4.713%
- No Equalization Aid
- No Mandated Cost Reimbursement
- No Softer Landing for Declining Enrollment

# Unrestricted General Fund Comparison

	<b>2008-09 Adopted Budget (June 2008)</b>	<b>2008-09 First Interim Report (Dec 2008)</b>	<b>Difference</b>
<b>Revenues</b>	<b>\$77,332,192</b>	<b>\$78,682,378</b>	<b>\$1,350,186</b>
<b>Expenses</b>	<b>\$71,276,638</b>	<b>\$71,754,077</b>	<b>\$477,439</b>

# Restricted General Fund Comparison

	<b>2008-09 Adopted Budget (June 2008)</b>	<b>2008-09 First Interim Report (Dec 2008)</b>	<b>Difference</b>
<b>Revenues</b>	<b>\$26,531,856</b>	<b>\$28,609,129</b>	<b>\$2,077,373</b>
<b>Expenses</b>	<b>\$33,125,874</b>	<b>\$37,117,273</b>	<b>\$3,991,399</b>

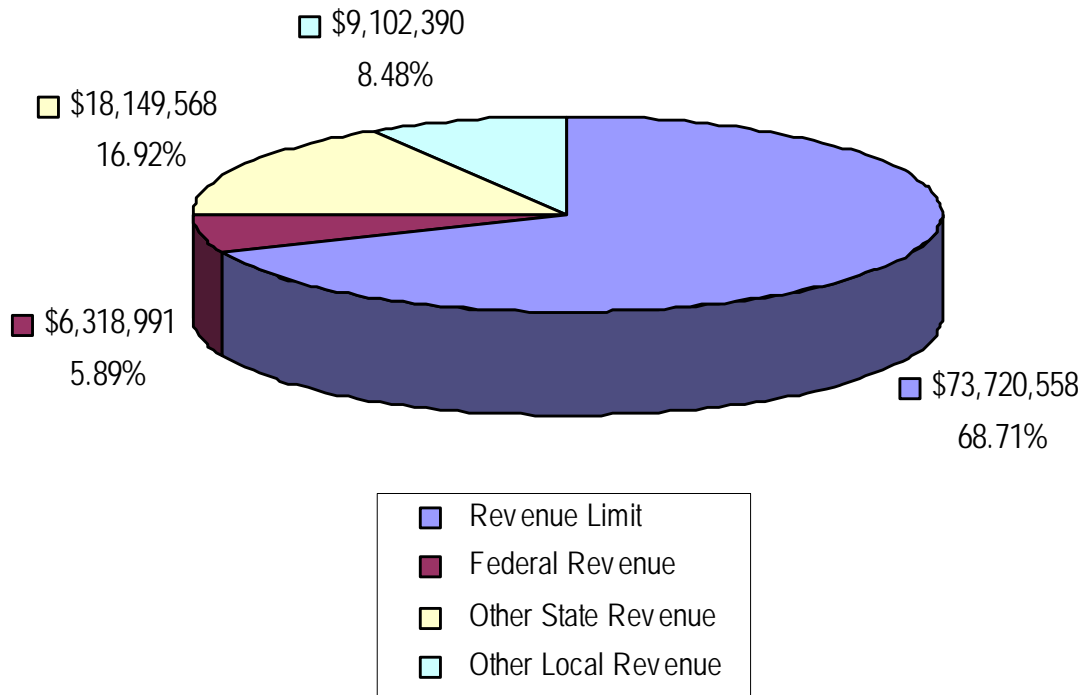
# Revenue Sources

DESCRIPTION	December 2008 First Interim Report: 2008-09		
	Unrestricted	Restricted	Total
Revenue Limit	\$ 70,203,214	\$ 3,517,344	\$73,720,558
Federal Revenue	\$ 10,634	\$ 6,308,357	\$6,318,991
Other State Revenue	\$ 7,080,746	\$ 11,068,822	\$18,149,568
Other Local Revenue	\$ 1,387,784	\$ 7,714,606	\$9,102,390
<b>Total Revenues</b>	<b>\$ 78,682,378</b>	<b>\$ 28,609,129</b>	<b>\$ 107,291,507</b>

# Our Revenues

(page 13)

**Total Revenue**  
**First Interim Report: 2008-09**



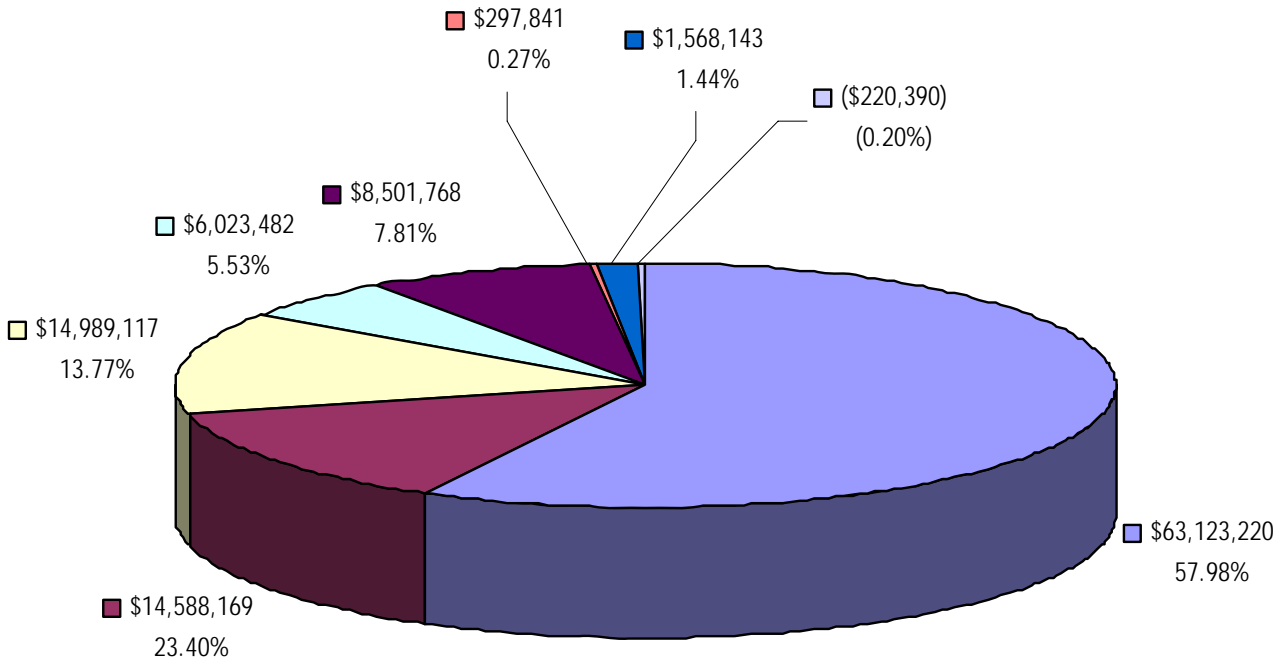
# Expense Categories

DESCRIPTION	December 2008 First Interim Report: 2008-09		
	Unrestricted	Restricted	Total
Certificated Wages	\$50,492,000	\$12,631,220	\$63,123,220
Classified Wages	\$7,194,962	\$7,393,207	\$14,588,169
Employee Benefits	\$9,892,814	\$5,096,303	\$14,989,117
Books & Supplies	\$1,025,497	\$4,997,985	\$6,023,482
Other Operating Expenses	\$4,470,673	\$4,031,095	\$8,501,768
Capital Outlay	\$20,000	\$277,841	\$297,841
Other Outgo +7439	\$68,143	\$1,500,000	\$1,568,143
Direct Support/Indirect Cost	(\$1,410,012)	\$1,189,622	(\$220,390)
<b>Total Expenditures</b>	<b>\$71,754,077</b>	<b>\$37,117,273</b>	<b>\$108,871,350</b>

# District Expenditure

(page 15)

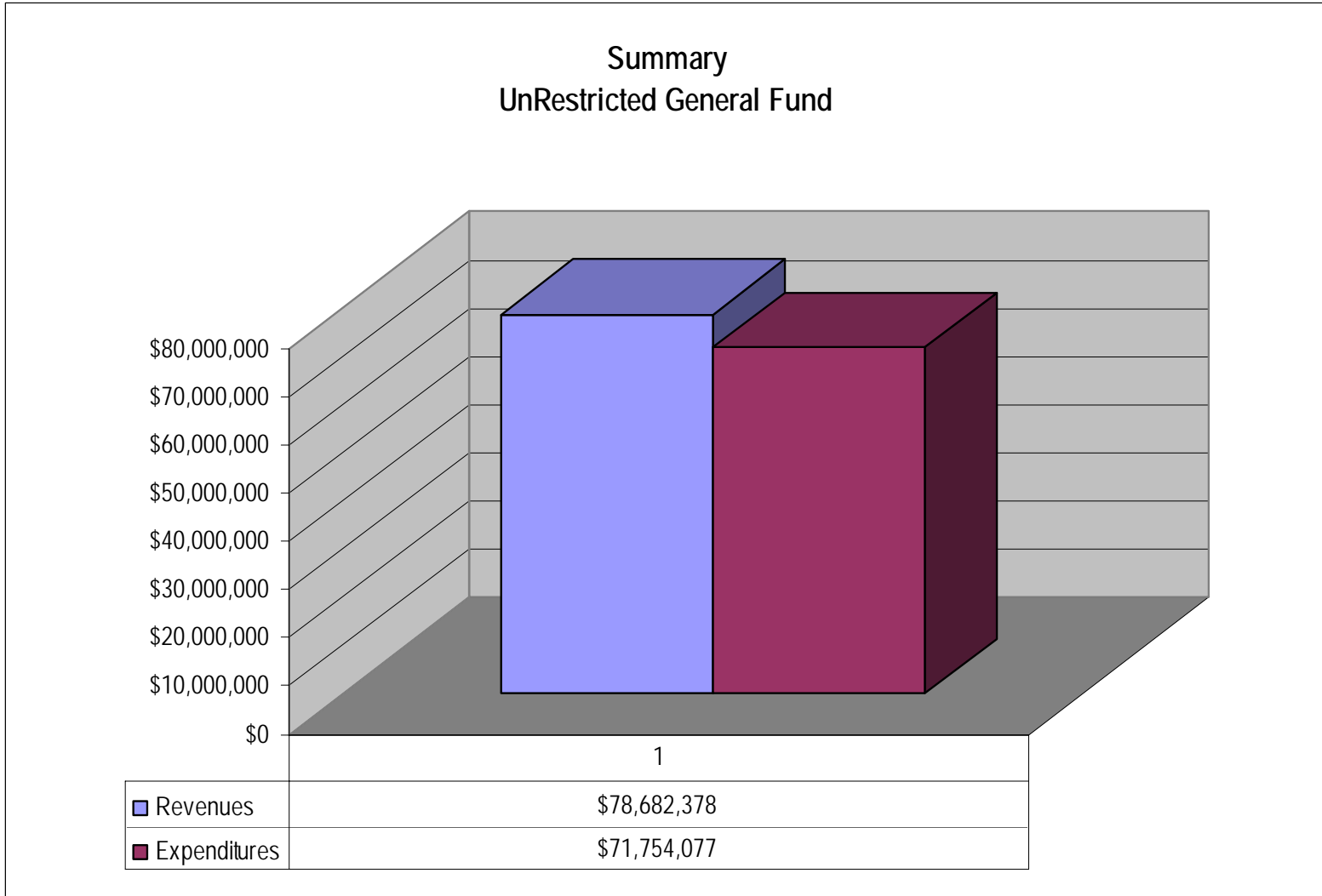
**District Expenditure  
First Interim Report: 2008-09**



■ Certificated Wages	■ Classified Wages	■ Employee Benefits
■ Books & Supplies	■ Other Operating Expenses	■ Capital Outlay
■ Other Outgo	■ Direct Support/Indirect Cost	

# Summary

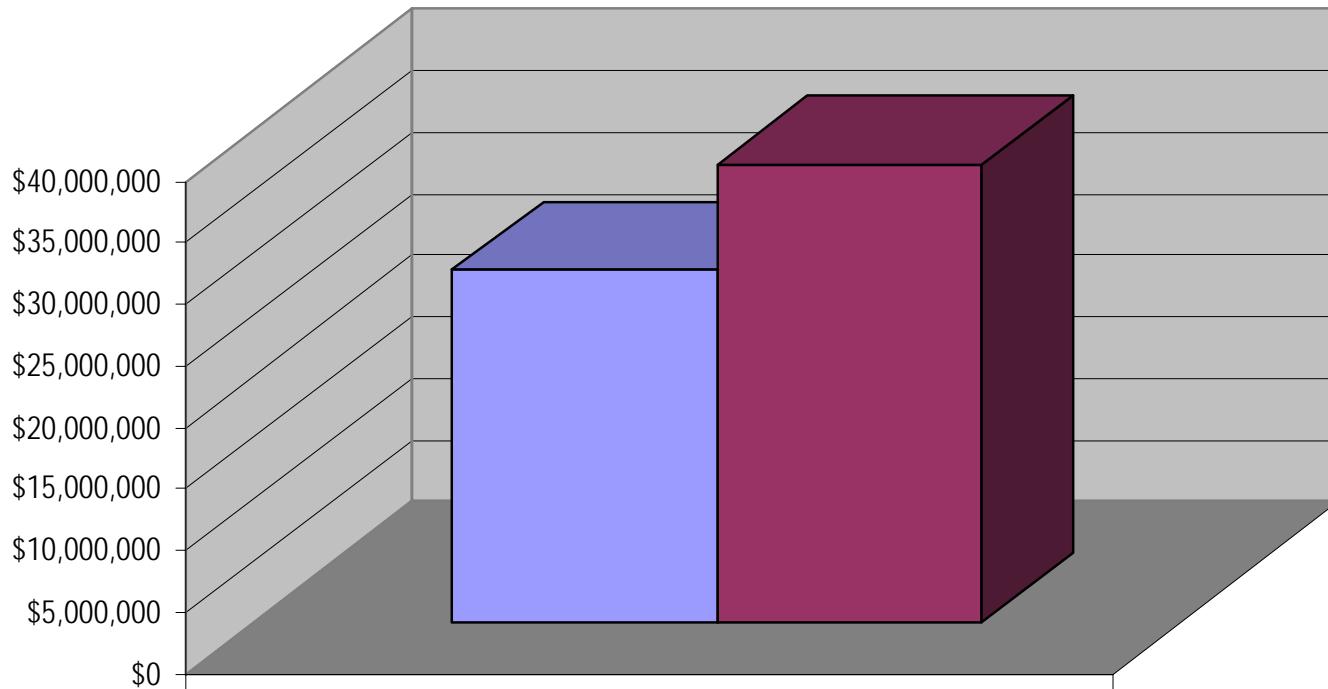
(page 16)



# Summary

(page 16)

Summary  
Restricted General Fund



■ Revenues	\$28,609,129
■ Expenditures	\$37,117,273

# District Ending Balance

(page 18)

	First Interim		
	December 2008		
	2008-09 Budget		
DESCRIPTION	Unrestricted	Restricted	Total
Ending Fund Balance	\$3,489,751	\$4,931,698	\$8,421,449
COMPONENTS OF FUND BALANCE			
Reserved Amounts (revolving)	\$50,000	\$0	\$50,000
Other, Prepaid		\$0	
Legally Restricted	\$0	\$4,931,698	\$4,931,698
Site Carry Over		\$0	
Total Components	\$50,000	\$4,931,698	\$4,981,698
3% Economic Uncertainty	\$3,284,933	\$0	\$3,284,933
Reserve in Excess of 3%	\$0	\$0	\$0
Reserve for Strategic Planning	\$0	\$0	\$0
Reserve for Salary Increases	\$150,000	\$0	\$150,000
<b>Undesignated Fund Balance</b>	<b>\$4,818</b>	<b>\$0</b>	<b>\$4,818</b>

# Multi-Year Assumptions Revenues

- Fiscal Year 2009-10
  - Projected COLA – 5.60%
  - Projected Deficit – 9.766%
  - Enrollment Decline from Prior Year – 75
- Fiscal Year 2010-2011
  - Projected COLA – 3.50%
  - Projected Deficit – 9.766%
  - Enrollment Decline from Prior Year – 40

# Multi-Year Assumptions Expenses

- Fiscal Year 2009-10
  - Cesar Chavez students and faculty have been transferred to the newly remodeled campus
- Fiscal Year 2009-10 and 2010-11
  - Expenditure reductions due to continued declining enrollment
  - We continue to fund the Restricted Maintenance Program at 3%
  - District maintains 3% Designation for Economic Uncertainties

# Multi-Year

(page 28)

New Haven Unified School District

First Interim Report: 2008-2009

## GENERAL FUND - MULTI-YEAR PROJECTION

DESCRIPTION	Object Code Range	DECEMBER 2008 FIRST INTERIM REPORT 2008-09 Budget			DECEMBER 2008 NEXT YEAR BUDGET 2009-2010			DECEMBER 2008 FUTURE YEAR BUDGET 2010-2011		
		Unrestricted	Restricted	Total	Unrestricted	Restricted	Total	Unrestricted	Restricted	Total
		Total Revenues		\$ 78,682,378	\$ 28,609,129	\$ 107,291,507	\$ 78,547,220	\$ 27,714,630	\$ 106,261,850	\$ 81,022,760
Total Expenditures		\$ 71,754,077	\$ 37,117,273	\$ 108,871,350	\$ 72,585,541	\$ 36,208,252	\$ 108,793,793	\$ 73,975,848	\$ 36,645,487	\$ 110,621,335
Total Sources		\$ (7,030,665)	\$ 8,407,882	\$ 1,377,217	\$ (6,071,537)	\$ 7,973,754	\$ 1,902,217	\$ (6,365,135)	\$ 8,042,352	\$ 1,677,217
<u>NET INCREASE (DECREASE)</u>										
<u>IN FUND BALANCE</u>		\$ (102,364)	\$ (100,262)	\$ (202,626)	\$ (109,858)	\$ (519,868)	\$ (629,726)	\$ 681,777	\$ (885,815)	\$ (204,038)
<u>FUND BALANCE</u>										
Budgeted Beginning Fund Balance		\$ 3,592,115	\$ 5,031,960	\$ 8,624,075	\$ 3,489,751	\$ 4,931,698	\$ 8,421,449	\$ 3,379,893	\$ 4,411,830	\$ 7,791,723
Adjustments for Unaudited Actuals				\$ -	\$ -	\$ -	\$ -			
Audit Adjustments/Restatements										
Adjusted Beginning Fund Balance		\$ 3,592,115	\$ 5,031,960	\$ 8,624,075	\$ 3,489,751	\$ 4,931,698	\$ 8,421,449	\$ 3,379,893	\$ 4,411,830	\$ 7,791,723
<b>Ending Fund Balance</b>		\$ 3,489,751	\$ 4,931,698	\$ 8,421,449	\$ 3,379,893	\$ 4,411,830	\$ 7,791,723	\$ 4,061,670	\$ 3,526,015	\$ 7,587,685
<u>COMPONENTS OF FUND BALANCE:</u>										
Reserved Amounts (revolving)		\$ 50,000		\$ 50,000	\$ 50,000		\$ 50,000	\$ 50,000		\$ 50,000
Legally Restricted			\$ 4,931,698	\$ 4,931,698		\$ 4,411,830	\$ 4,411,830		\$ 3,526,015	\$ 3,526,015
Total Components		\$ 50,000	\$ 4,931,698	\$ 4,981,698	\$ 50,000	\$ 4,411,830	\$ 4,461,830	\$ 50,000	\$ 3,526,015	\$ 3,576,015
3% Economic Uncertainty		\$ 3,284,933		\$ 3,284,933	\$ 3,282,606		\$ 3,282,606	\$ 3,337,433		\$ 3,337,433
Reserve in Excess of 3%		\$ -		\$ -			\$ -	\$ 600,000		\$ 600,000
Reserve for Salary Increase		\$ 150,000		\$ 150,000			\$ -			\$ -
<b>Undesignated Fund Balance</b>		\$ 4,818	\$ -	\$ 4,818	\$ 47,287	\$ -	\$ 47,287	\$ 74,237	\$ -	\$ 74,237

# Next Steps

- Special Session
- Governor's Proposed Budget - January 10, 2009
- Analysis and adjustment of current and future budgets based on State actions
- Second Interim Budget presented in March 2009 for the period as of January 31, 2008
- Maintenance of focus on the District's Strategic Plan